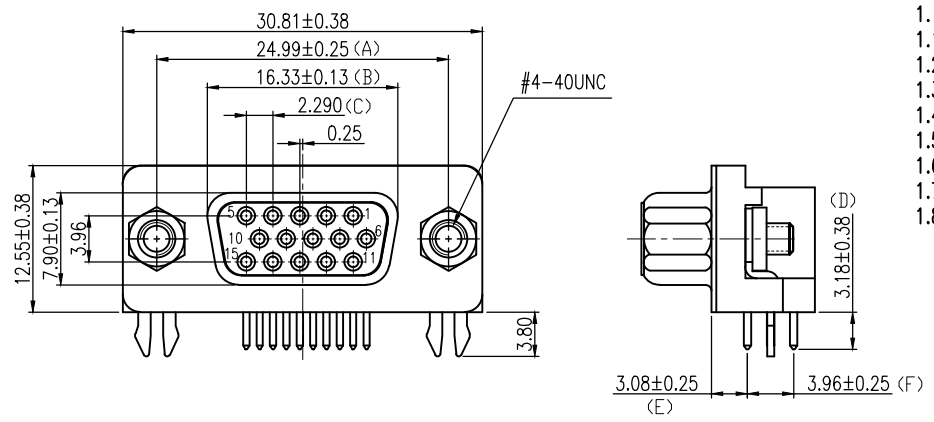


1 2 3 4 5 6 7 8

E



SPECIFICATIONS

1. D-SUB
- 1.1 Voltage: 250 VAC(RMS) Max.
- 1.2 Current Rating: 3 Ampere per Contact
- 1.3 Contact Resistance: 25 Milliohms Max.
- 1.4 Insulation Resistance: 5000 Megohms Min.
- 1.5 Dielectric Withstanding Voltage: 1000V AC(RMS)
- 1.6 Total Mating Force: 6.0 Kgf Max.
- 1.7 Total Unmating Force: 1.2 Kgf Min.
- 1.8 Operating Temperature: -55°C to +85°C

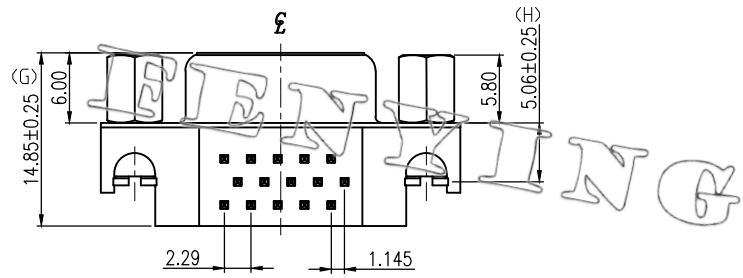
NOTES

1. MATERIAL:
 - Housing:PA9T, UL 94V-0, Color:Black.
 - Terminal:Copper Alloy.
 - Shell:SPCC.
 - Boardlock:Copper Alloy.
 - Rivet:Copper Alloy.
 - Screw:Copper Alloy.
2. FINISH:
 - Terminal:Gold Plated over Nickel at Contact Area.
 - Tin Plated over Nickel at Solder Ared.
 - Shell:Nickel Plated.
 - Boardlock:Tin Plated.
 - Rivet:Nickel Plated.
 - Screw:Nickel Plated.
3. This Product is LEAD-FREE & RoHS Compliance Product.

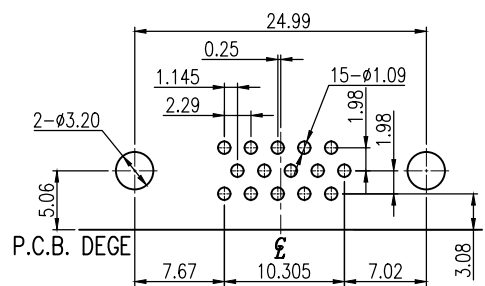


D

C



B



RECOMMENDED P.C.B. LAYOUT

INSPECTION DIMENSION:(A)~(H)

A

SERIES NO. D110XXS XXXXXXXXNO		N: IT'S COMPLIANT WITH RoHS
NUMBER OF POSITION	H1: 15-POSITION HI-DEN 69: SHORT #9 OF 15-POS. HI-DEN	INSULATOR MATERIALS
CONTACT STYLE	S: SOCKET P: PLUG	COLOR STYLE
CONTACT MATERIALS	1: BRASS 2: PHOSPHOR BRONZE	FLANGE MOUNTING OPTION
CONTACT FINISH	1: G/F BRIGHT TIN 3: 15u" GOLD BRIGHT TIN 4: 30u" GOLD BRIGHT TIN	1: #4-40 THREADED HOLE 2: M3 THREADED HOLE 3: Ø3.05mm CLEAR HOLE 4: #4-40 THREADED SCREWLOCK CLINCHED-MOUNT INSTALLED
FRONT SHELL FINISH	1: TIN 2: NICKEL	A: #4-40 THREADED HOLE WITH #4-40UNC SCREWLOCK INSTALLED (4.8x11.8) B: #4-40 THREADED HOLE WITH #4-40UNC SCREWLOCK BULK-PACKED (4.8x11.8) C: M3 THREADED HOLE WITH M3 SCREWLOCK INSTALLED (4.8x11.8) D: M3 THREADED HOLE WITH M3 SCREWLOCK BULK-PACKED (4.8x11.8) E: #4-40 THREADED HOLE WITH #4-40UNC SCREWLOCK INSTALLED (5.8x13.0)
BOARD MOUNTING OPTION	0: NONE 2: 2-FINGER BOARDLOCK	

		FEN YING®		ENTERPRISES CO.,LTD	
AO	An issue.			2016.09.20	
REV.	CONTENTS	DATE		Title: D110 SERIES	
<p>UNLESS OTHERWISE SPECIFIED TOLERANCE mm: .00 = ±0.25 .000 = ±0.13 Ang: 0.0 = ±2°</p>	Drawed	Shao Jianfeng		MINI BODY D-SUB CONNECTOR 0.121"(3.08mm) FOOTPRINT,RIGHT ANGLE File NO. C-ED-B-D110-044 Drawing NO. D110H1S1X22E13N0	
	Designed	He Wei			
	Approval	Lee Jun De			
Scale	1:1	Size	A4		
SHEET	1	Units	mm		

1 2 3 4 5 6 7 8