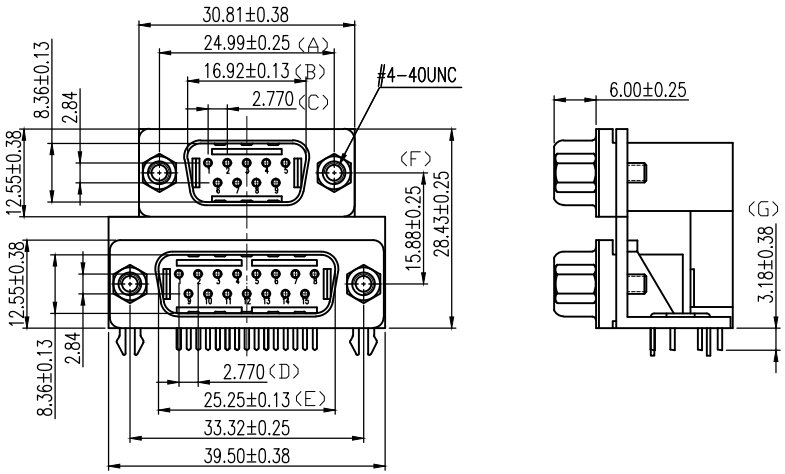

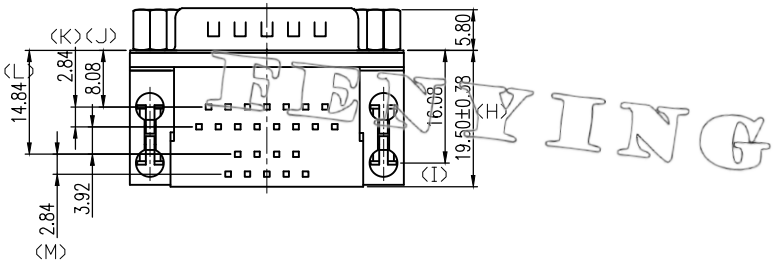

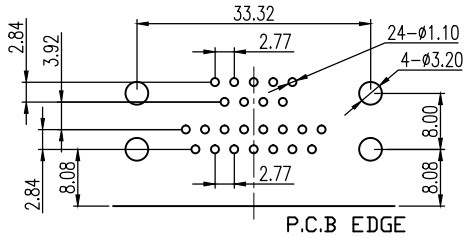

RECOMMENDED P.C.B LAYOUT

INSPECTION DIMENSION:(A)~(M)

SPECIFICATIONS

1. D-SUB (9-POS.)
1.1 Voltage: 250 VAC(RMS) Max.
1.2 Current Rating: 3 Ampere per Contact
1.3 Contact Resistance: 25 Milliohms Max.
1.4 Insulation Resistance: 5000 Megohms Min.
1.5 Dielectric Withstanding Voltage: 1000V AC(RMS)
1.6 Total Mating Force: 4.0 Kgf Max.
1.7 Total Unmating Force: 1.0 Kgf Min.
1.8 Operating Temperature: -55°C to +85°C
2. D-SUB (15-POS.)
2.1 Voltage: 250 VAC(RMS) Max.
2.2 Current Rating: 3 Ampere per Contact
2.3 Contact Resistance: 25 Milliohms Max.
2.4 Insulation Resistance: 5000 Megohms Min.
2.5 Dielectric Withstanding Voltage: 1000V AC(RMS)
2.6 Total Mating Force: 6.0 Kgf Max.
2.7 Total Unmating Force: 1.2 Kgf Min.
2.8 Operating Temperature: -55°C to +85°C

NOTES

1. MATERIAL:
Housing(UPPER):PBT, UL 94V-0, Color:Black.
Housing(LOWER):PBT, UL 94V-0, Color:Black.
Terminal:Copper Alloy.
Shell:SPCC.
Boardlock:Copper Alloy.
Bracket:Zinc Alloy.
Screw:Copper Alloy.
2. FINISH:
Terminal:Gold Plated over Nickel at Contact Area.
Tin Plated over Nickel at Solder Ared.
Shell:Nickel Plated.
Boardlock:Tin Plated.
Bracket:Nickel Plated.
Screw:Nickel Plated.
3. This Product is LEAD-FREE & RoHS Compliance Product.

D201XXXXX 1XXXXXXN0

SERIES NO.

TOP CONNECTOR TYPE
- 1P: 9-POS. MALE (9P)
- 1S: 9-POS. FEMALE (9S)

BOTTOM CONNECTOR TYPE
- 2P: 15-POS. MALE (15P)
- 2S: 15-POS. FEMALE (15S)
- 3P: 25-POS. MALE (25P)
- 3S: 25-POS. FEMALE (25S)
- 6S: 15-POS. HI-DEN FEMALE (H15S,8.89mm)
- 69: SHORT #9 OF 15-POS. HI-DEN FEMALE (H15S,8.89mm)
- CS: 15-POS. HI-DEN FEMALE (H15S,5.08mm)
- BS: 15-POS. HI-DEN FEMALE (H15S,3.08mm)

SPACING BETWEEN PORTS TYPE C-C (PROFILE)
- A: 15.88 mm(0.625")
- B: 19.05 mm(0.75")

CONTACT MATERIALS
- 1: BRASS

CONTACT FINISH
- 1: G/F BRIGHT TIN
- 3: 15u" GOLD BRIGHT TIN
- 4: 30u" GOLD BRIGHT TIN

FRONT SHELL FINISH
- 1: TIN
- 2: NICKEL

N: IT'S COMPLIANT WITH RoHs

INSULATOR MATERIALS
- 1: PBT
- 3: PA9T
- 4: PA6T

COLOR STYLE
- 1: ALL BLACK
- A: UPPER-BLACK, LOWER-BLUE
- G: UPPER-GREEN, LOWER-BLACK
- H: UPPER-GREEN, LOWER-BLUE

FLANGE MOUNTING OPTION
- 1: #4-40 THREADED HOLE
- 2: M3 THREADED HOLE
- 5: #4-40 THREADED SCREWLOCK CLINCHED-MOUNT INSTALLED (5.8)
- A: #4-40 THREADED HOLE WITH #4-40UNC SCREWLOCK INSTALLED (4.8x11.8)
- B: #4-40 THREADED HOLE WITH #4-40UNC SCREWLOCK BULK-PACKED (4.8x11.8)
- E: #4-40 THREADED HOLE WITH #4-40UNC SCREWLOCK INSTALLED (5.8x13.0)

BOARD MOUNTING OPTION
- A: QUAD ARROWHEAD BOARDLOCK (8.08x8.0)
- D: QUAD ARROWHEAD BOARDLOCK (9.5x8.18)
- E: QUAD ARROWHEAD BOARDLOCK (11.43x8.0)
- F: DUAL ARROWHEAD BOARDLOCK (8.08x8.0)

FEN YING

REV.	CONTENTS	DATE
A0	An issue.	2012.01.17

UNLESS OTHERWISE SPECIFIED TOLERANCE
mm: .00 = ±0.25, .000 = ±0.13
Ang: 0.0 = ±2°

Drawed	Shao Jianfeng		
Designed	He Wei		
Approval	Lee Jlun De		
Scale	1:1	Size	A4
SHEET	1	Units	mm

FEN YING® ENTERPRISES CO.,LTD

Title: D201 SERIES

D-SUB 0.318"(8.08) FOOTPINT 9 MALE / 15 MALE DUAL PORT

File NO.	C-ED-B-D201-100
Drawing NO.	D2011P2PA1X2AE11N0