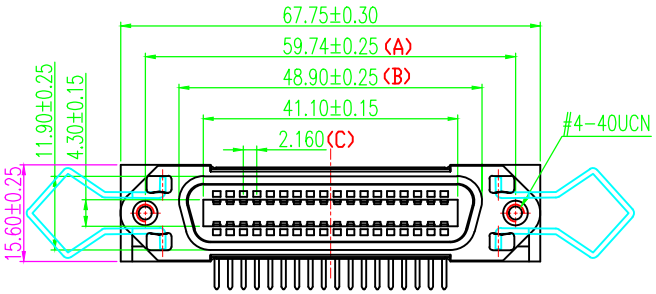

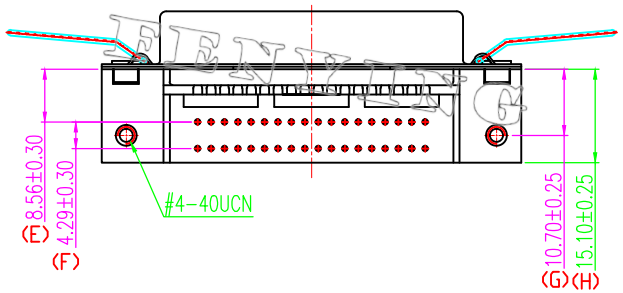

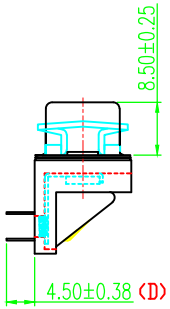

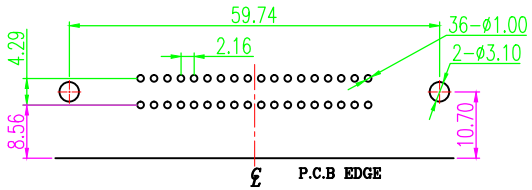

RECOMMENDED P.C.B LAYOUT

INSPECTION DIMENSION:(A)~(H)

SPECIFICATIONS

1. CENTRONIC
1.1 Voltage: 250 VAC(RMS) Max.
1.2 Current Rating: 1 Ampere per Contact
1.3 Contact Resistance: 30 Milliohms Max.
1.4 Insulation Resistance: 1000 Megohms Min.
1.5 Dielectric Withstanding Voltage: 1000 VAC(RMS)
1.6 Contact Insertion Force: 25 pounds. Maximum.
1.7 Contact Separation Force: 2 pounds. Minimum.
1.8 Operating Temperature: −55°C to +105°C

NOTES

1. MATERIAL:
Housing:PA9T, UL 94V-0, Color:Blue.
Terminal:Copper Alloy.
Shell:SPCC.
Boardlock:SPCC.
Rivet:Copper Alloy.
2. FINISH:
Terminal:Gold Plated over Nickel at Contact Area.
Tin Plated over Nickel at Solder Ared.
Shell:Nickel Plated.
Boardlock:Nickel Plated.
Rivet:Nickel Plated.
3. This Product is LEAD-FREE & RoHS Compliance Product.

DA57XXX XXXXXXXN2

SERIES NO.

NUMBER OF POSITION
- B1: 14-POSITION
- B2: 24-POSITION
- B3: 36-POSITION
- B4: 50-POSITION

CONTACT STYLE
- S: SOCKET
- P: PLUG

CONTACT PIN LONG & MATERIALS
- B: 2.54 & PHOSPHOR BRONZE
- C: 3.2 & PHOSPHOR BRONZE
- D: 4.5 & PHOSPHOR BRONZE

CONTACT FINISH
- 7: G/F MATTE TIN
- 8: 15u" GOLD MATTE TIN
- 9: 30u" GOLD MATTE TIN
- B: 10u" GOLD MATTE TIN

FRONT SHELL FINISH
- 1: TIN
- 2: NICKEL

N: IT'S COMPLIANT WITH RoHs

INSULATOR MATERIALS
- 1: PBT
- 3: PA9T

COLOR STYLE
- 1: BLACK
- 2: BLUE
- 9: COMMON BLUE

FLANGE MOUNTING OPTION
- 1: #4-40 THREADED HOLE
- 3: ø3.05mm CLEAR HOLE
- E: #4-40 THREADED HOLE WITH #4-40UNC SCREWLOCK INSTALLED (5.8x13.0)

BOARD MOUNTING OPTION
- 0: NONE
- 1: #4-40 THREADED HOLE
- 2: 2-FINGER BOARDLOCK
- 5: ø3.05mm CLEAR HOLE

FEN YING

REV.	CONTENTS	DATE
A0	An issue.	2010.11.08

FEN YING ENTERPRISES CO.,LTD

Title: DA57 SERIES

CENTRONIC P.C.B R/A(F)

Drawed	Shao Jianfeng
Designed	He Wei
Approval	Lee Jlun De

UNLESS OTHERWISE SPECIFIED TOLERANCE mm: ±0.25 ±0.13 ±0.05

Scale: | Size: A4 | File NO.: DA57B-DA57-01 | Drawing NO.: DA57B3SDX21123N2

C:\Users\sc\Desktop\DA57B3SDX21123N2(010).dwg, 2021/5/20 上午 08:34:1