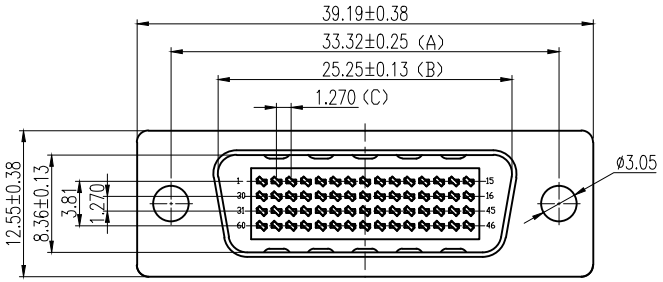

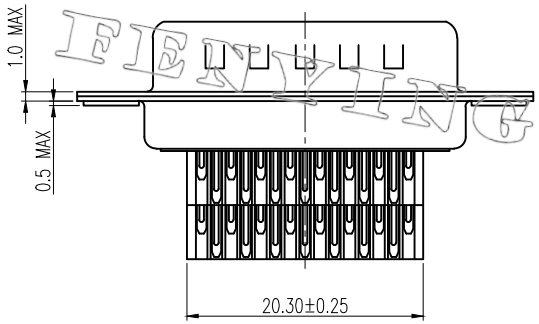

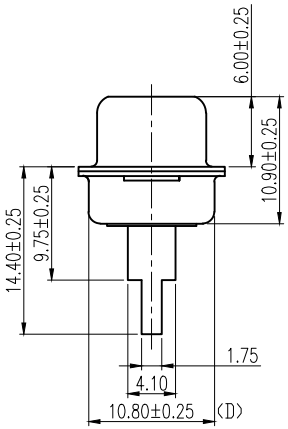

SPECIFICATIONS

1.1 Voltage: 40 VAC(RMS)
1.2 Current Rating: 3 Ampere per Contact
1.3 Contact Resistance: 20 Milliohms Max.
1.4 Insulation Resistance: 500 Megohms Min.
1.5 Dielectric Withstanding Voltage: 500V DC(RMS)
1.6 Total Mating Force: 4.5 Kgf Max.
1.7 Total Unmating Force: 1.0 Kgf Min.
1.8 Durability: 500 cycles
1.9 Operating Temperature: −20°C to +80°C

NOTES

1. MATERIAL:
   Housing:LCP, UL 94V−0, Color:Ivory.
   Terminal:Copper Alloy.
   Shell:SPCC.
2. FINISH:
   Terminal:Gold Plated over Nickel at Contact Area.
   Tin Plated over Nickel at Solder Ared.
   Front Shell:Nickel Plated.
   Back Shell:Tin Plated.
3. This Product is LEAD−FREE & RoHS Compliance Product.

FEN YING

DMS0XXX 2XXXXXXNP

- SERIES NO.
- NUMBER OF POSITION
  - 58: SHIELDED HOLE 48 AND 58
  - 59: SHIELDED HOLE 58
  - 60: 60−POSITION
- CONTACT STYLE
  - S: SOCKET
  - P: PLUG
- CONTACT MATERIALS
  - 1: BARSS
  - 2: PHOSPHOR BRONZE
- CONTACT FINISH
  - 1: G/F BRIGHT TIN
  - k: 3u" GOLD BRIGHT TIN
- SHELL FINISH
  - B: FRONT−NICKEL,BACK−TIN
- BOARD MOUNTING OPTION
  - 0: NONE
- FLANGE MOUNTING OPTION
  - 3: ø3.05mm CLEAR HOLE
- COLOR STYLE
  - 1: ALL BLACK
  - 4: ALL IVORY
- INSULATOR MATERIALS
  - 2: LCP
- N: IT'S COMPLIANT WITH RoHs

INSPECTION DIMENSION:(A)~(D)

REV.	CONTENTS	DATE
A0	An issue.	2017.09.29

UNLESS OTHERWISE SPECIFIED TOLERANCE
mm: .00 = ±0.25, .000 = ±0.13
Ang: 0.0 = ±2°

Drawed	Shao Jianfeng		
Designed	He Wei		
Approval	Lee Jlun De		
Scale	1:1	Size	A4
SHEET	1	Units	mm

FEN YING® ENTERPRISES CO.,LTD

Title: DMS0 SERIES

1.27mm PITCH LFH MATRIX 50, 60 CIRCUIT,PLUG SOLDER

File NO.	C-ED-B-DMS0-030
Drawing NO.	DMS060P1XB0342NP