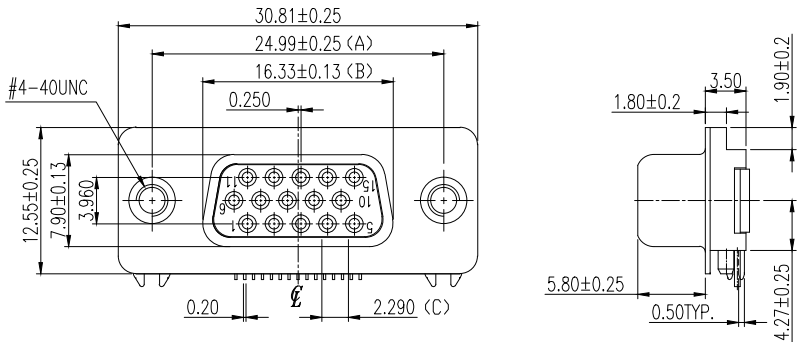


1 2 3 4 5 6 7 8

E

E



SPECIFICATIONS

- 1. D-SUB
- 1.1 Voltage: 250 VAC(RMS) Max.
- 1.2 Current Rating: 3 Ampere per Contact
- 1.3 Contact Resistance: 25 Milliohms Max.
- 1.4 Insulation Resistance: 1000 Megohms Min.
- 1.5 Dielectric Withstanding Voltage: 500 VAC(RMS)
- 1.6 Total Mating Force: 6.0 Kgf Max.
- 1.7 Total Unmating Force: 1.2 Kgf Min.
- 1.8 Operating Temperature: -55°C to +85°C

NOTES

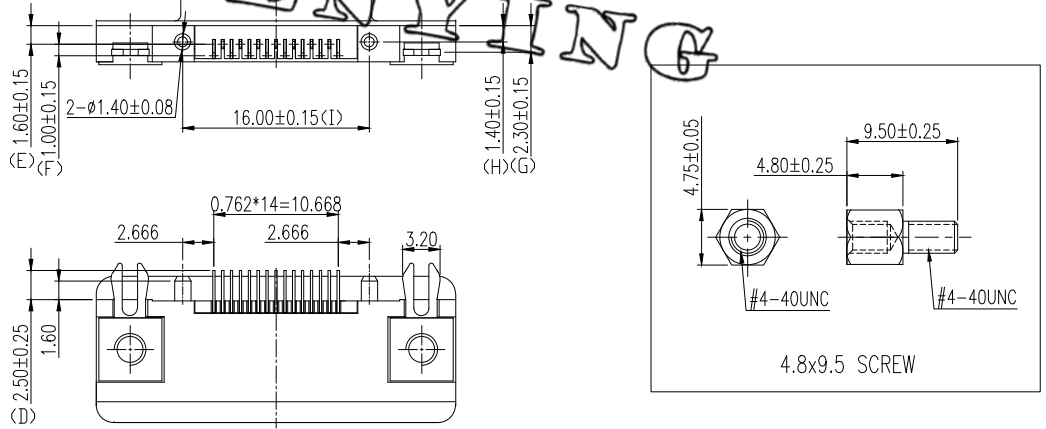
- 1. MATERIAL:
 - Housing:PBT, UL 94V-0, Color:Blue.
 - Terminal:Copper Alloy.
 - Shell:SPCC.
 - Boardlock:Copper Alloy.
 - Rivet:Copper Alloy.
 - Screw:Copper Alloy.
- 2. FINISH:
 - Terminal:Gold Plated over Nickel at Contact Area.
 - Tin Plated over Nickel at Solder Ared.
 - Shell:Nickel Plated.
 - Boardlock:Tin Plated.
 - Rivet:Nickel Plated.
 - Screw:Nickel Plated.
- 3. This Product is LEAD-FREE & RoHS Compliance Product.



D

D

FEN YING



SM70XXX 1XXXXXXN0

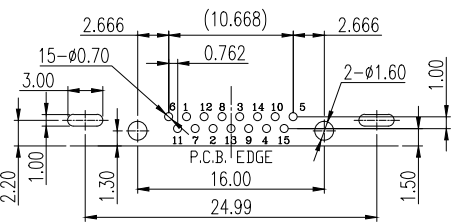
- SERIES NO. _____
- NUMBER OF POSITION _____
- H7: 15-POSITIONS HI-DEN. (FRONT:7 POS, REAR:8 POS)
- H8: 15-POSITIONS HI-DEN. (FRONT:8 POS, REAR:7 POS)
- CONTACT STYLE _____
- R: REVERSED SOCKET
- CONTACT MATERIALS _____
- 1: BRASS
- CONTACT FINISH _____
- 1: G/F BRIGHT TIN
- 3: 15u" GOLD BRIGHT TIN
- 4: 30u" GOLD BRIGHT TIN
- FRONT SHELL FINISH _____
- 1: TIN
- 2: NICKEL
- N: IT'S COMPLIANT WITH RoHS
- INSULATOR MATERIALS _____
- 1: PBT
- 3: PAET
- 4: PAET
- COLOR STYLE _____
- 1: ALL BLACK
- 2: ALL BLUE
- FLANGE MOUNTING OPTION _____
- 1: #4-40 THREADED HOLE
- L: #4-40 THREADED HOLE WITH #4-40UNC SCREWLOCK INSTALLED (4.8x9.5)
- M: #4-40 THREADED HOLE WITH #4-40UNC SCREWLOCK BULK-PACKED (4.8x9.5)
- BOARD MOUNTING OPTION _____
- 2: 2-FINGER BOARDLOCK
- 3: 3-FINGER BOARDLOCK

C

C

B

B



RECOMMENDED P.C.B LAYOUT
INSPECTION DIMENSION:(A)~(I)

AO		An issue.		2010.06.17		FEN YING	
REV.		CONTENTS		DATE		ENTERPRISES CO.,LTD	
Drawn		Shao Jianfeng		Title:		SM70 SERIES	
Designed		He Wei		D-SUB 15 FEMALE HIGH DENSITY CONNECTOR		SLIM DIP TYPE(REVERSED)	
Approval		Lee Jun De		File NO.		C-ED-B-SM70-006	
Scale		1:1		Size		A4	
SHEET		1		Units		mm	
UNLESS OTHERWISE SPECIFIED TOLERANCE				Drawing NO.		SM70H7R1X22M21N0	
mm: .00 = ±0.25							
.000 = ±0.13							
Ang: 0.0 = ±2'							

A

A

1 2 3 4 5 6 7 8