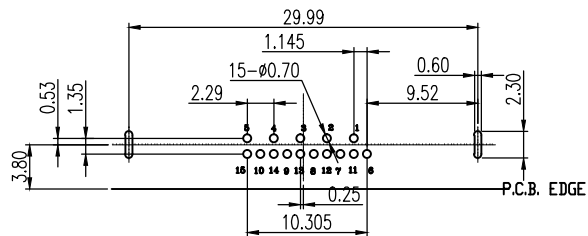
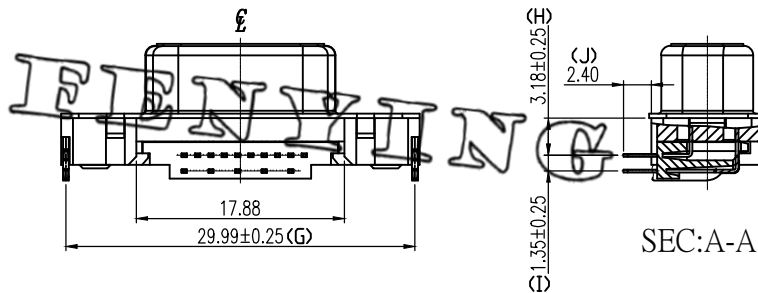
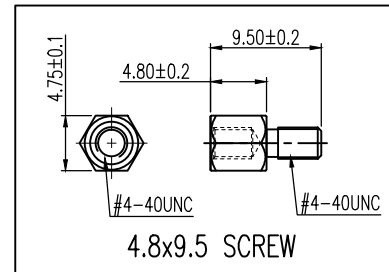


SPECIFICATIONS

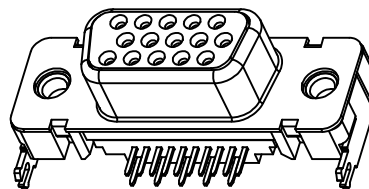
1. D-SUB
- 1.1 Voltage: 250 VAC(RMS) Max.
- 1.2 Current Rating: 3 Ampere per Contact
- 1.3 Contact Resistance: 25 Milliohms Max.
- 1.4 Insulation Resistance: 1000 Megohms Min.
- 1.5 Dielectric Withstanding Voltage: 500 VAC(RMS)
- 1.6 Total Mating Force: 6.0 Kgf Max.
- 1.7 Total Unmating Force: 1.2 Kgf Min.
- 1.8 Operating Temperature: -55°C to +85°C

NOTES

1. MATERIAL:
Housing:PA9T, UL 94V-0, Color:Black.
Terminal:Copper Alloy.
Shell:SPCC.
Boardlock:Copper Alloy.
Screw:Copper Alloy.
2. FINISH:
Terminal:Gold Plated over Nickel at Contact Area.
Tin Plated over Nickel at Solder Area.
Shell:Nickel Plated.
Boardlock:Tin Plated.
Screw:Nickel Plated.
3. This Product is LEAD-FREE & RoHS Compliance Product.



RECOMMENDED P.C.B. LAYOUT
P.C.B. THICKNESS=1.20mm



SERIES NO.	SN31XXX	1XXXXXXXXX	N: IT'S COMPLIANT WITH RoHS
NUMBER OF POSITION	H1: 15-POSITION HI-DEN		INSULATOR MATERIALS
CONTACT STYLE	S: SOCKET		1: PBT 3: PAST
CONTACT MATERIALS	1: BRASS		COLOR STYLE
CONTACT FINISH	1: G/F BRIGHT TIN 3: 15u" GOLD BRIGHT TIN 4: 30u" GOLD BRIGHT TIN 7: G/F MATTE TIN		1: ALL BLACK 2: ALL BLUE
FRONT SHELL FINISH	1: TIN 2: NICKEL		FLANGE MOUNTING OPTION
			1: #4-40 THREADED HOLE L: #4-40 THREADED HOLE WITH #4-40UNC SCREWLOCK INSTALLED (4.8x9.5) M: #4-40 THREADED HOLE WITH #4-40UNC SCREWLOCK BULK-PACKED (4.8x9.5) N: #4-40 THREADED HOLE WITH #4-40UNC SCREWLOCK INSTALLED (5.8x9.5)
			BOARD MOUNTING OPTION
			6: 2-FINGER BOARDLOCK WITH THREADED HOLE

INSPECTION DIMENSION:(A)~(J)

A2	A2	Change	2013.07.05
A1	A1	Change	2013.06.13
AO		An issue.	2012.12.03
REV.	CONTENTS		DATE
	Drawn	ZMSHENG	
	Designed	He Wei	
	Approval	Lee Jun De	
	Scale	1:1	Size A4
	SHEET	1	Units mm

FEN YING	
ENTERPRISES CO.,LTD	
Title:	SN31 SERIES
D-SUB CONNECTOR SLIM DIP TYPE, RIGHT ANGLE, 3.18mm FOOTPRINT 1.35mm ROW DISTANCE	
File NO.	C-ED-B-SN31-005
Drawing NO.	SN31H1S1X26M13N0